



VIRTUAL VENUE GUIDE

adcare2021.virtual-venue.io

- ✓ Follow the **livestream**.
- ✓ Meet other participants by **video call**.
- ✓ Join the **workshops**.
- ✓ Explore the **posters**.
- ✓ Visit the **sponsors**.



HOME

On the Virtual Venue homepage you can see various tiles as well as a menu bar at the top. If you click on the blue buttons below the tiles or on the menu items you will be directed to further information.

LIVE STREAM

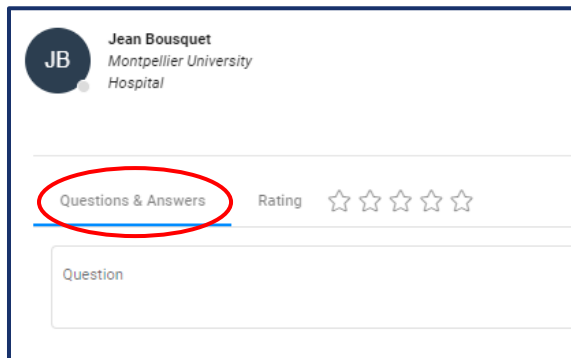
To access the live stream, click on the respective session on the first left tile or select "Sessions" in the upper menu:

The screenshot shows the ADCARE virtual venue homepage. At the top left, there is a navigation menu with 'Home', 'Program', 'Participants', 'Sponsors', and 'Organiser'. The 'Program' dropdown menu is open, showing 'Sessions' (circled in red) and 'Posters'. Below the menu is a large banner with the ADCARE logo and the conference title 'ADCARE hybrid Conference 2021 BERLIN 12.-13.08.2021'. The main content area is divided into three columns. The left column shows a session schedule with the following items: '12.08.21 | 9:00 AM - 12:30 PM', '1d 15h 59m 35s ADCARE Day 1 morning session' (circled in red), '12.08.21 | 1:30 PM - 2:30 PM', '1d 20h 29m 35s Digital Workshop 1: Diagnostics in AD - should treatment targets be based on clinical scores, or on symptoms/QoL? What is feasible in a daily practice setting?', '12.08.21 | 1:30 PM - 2:30 PM', and '1d 20h 29m 35s Digital Workshop 2: Topical treatment - Health care provision: Needs and limitations'. A 'View Full Schedule' button is at the bottom of this section. The middle column is titled 'Who else is here?' and shows '1/127 participants online'. It lists three attendees: 'Tatiane Fernandes ABBVIE', 'Amir Hamzah Abdul Latiff Pantai Hospital Kuala Lumpur', and 'Moayed Hamza DS Biopharma'. A 'Find More Attendees' button is at the bottom. The right column is titled 'Welcome!' and shows four speaker portraits: 'Torsten Zuberbier', 'Margitta Worm', 'Marjolein de Bruijn-Weller', and 'Norito Katoh'. A 'Read more' button is at the bottom.

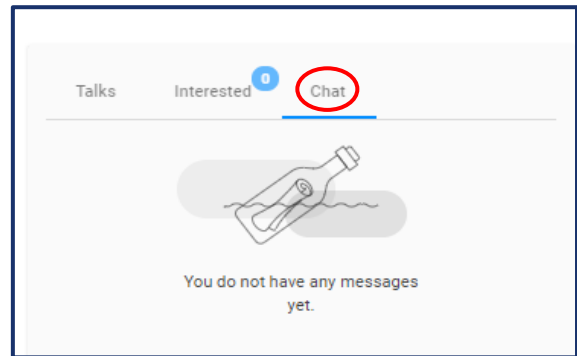


QUESTIONS & ANSWERS

You can send questions to the speakers by using the area below the stream:

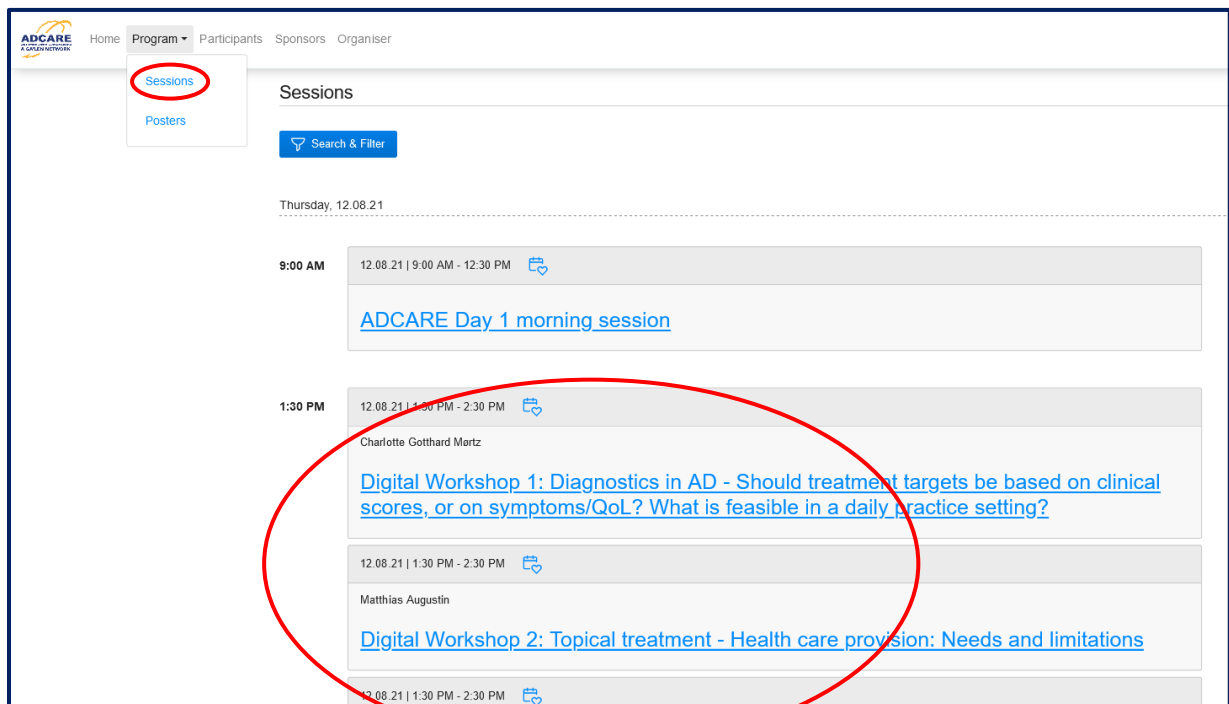


For general questions about the Virtual Venue, you will find a chat box on the right side next to the live stream, which is visible during the whole conference.



WORKSHOPS

Please select the workshop in the scientific programme for which you have registered (the others will not be accessible).





POSTER EXHIBITION AND POSTER WALK

Visit the poster exhibition on the Virtual Venue and listen to the voice overs. Questions to the authors can be asked below the poster.

Home Program **Posters** Participants Sponsors Organiser

Sessions
Posters

Search & Filter

P.01 Use of dupilumab in real life: the experience on 210 patients of an Italian center
Use of dupilumab in real life: the experience on 427 patients of an Italian center
Track: 4. Treatments

P.02 Lebrikizumab Improved Outcomes: Phase 2b Ad
Track: 4. Treatments

Questions & Answers Rating ☆☆☆☆☆

Question

SPONSORS

To learn more about each sponsor, click on the sponsor's logo. A virtual microsite will then open.

Home Program Participants **Sponsors** Organiser

Sanofi

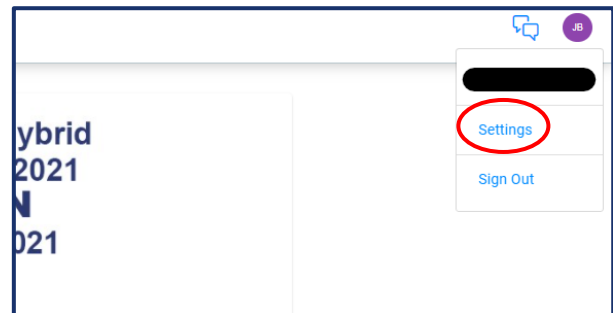
Further Sponsors

GALDERMA abbvie ThermoFisher SCIENTIFIC



YOUR PROFILE

Right in the beginning (after your first login) you will be asked to complete your profile (e.g. contact details, research interests, etc.). Alternatively, you can go to the upper right corner of the virtual venue to adjust your profile. Please also upload a photo of yourself which makes the contact during the conference more personal.



MEET THE OTHERS

To interact with other participants, visit the list of participants and click on the corresponding profile you are looking for. You have the possibility to send a message or to meet by video call (“Meet now”-button, if the person is online (green dot)). Via “Search and Filter” you may search/filter for different criteria. *Please note: You will require an up-to-date flash player for the video call.*

